



State of Wisconsin  
Governor Scott Walker

---

**Department of Agriculture, Trade and Consumer Protection**

Ben Brancel, Secretary

**VETERINARY EXAMINING BOARD**

**CR 106 Board Room, 2811 Agriculture Drive, Madison, Wisconsin**

**Contact: Matt Tompach (608) 224-5024**

**April 27, 2016**

*The following agenda describes the issues that the Board plans to consider at the meeting. At the time of the meeting, items may be removed from the agenda. Please consult the meeting minutes for a record of the actions of the Board.*

**AGENDA**

**9:00 A.M. OPEN SESSION – CALL TO ORDER – ROLL CALL**

- A. Introductions**
- B. Approval of the Agenda**
- C. [Approval of Board Meeting Minutes of January 25, 2016.](#)**

**APPEARANCE – Department of Agriculture, Trade, and Consumer Protection (DATCP) Office of the Secretary: Karley Downing, Lauren Van Buren and Cheryl Daniels, DATCP Attorneys; Matt Tompach, Administrative Policy Advisor; and Department of Safety and Public Services (DSPS) Attorney Amanda Florek (via conference call). Introductions and Discussion.**

- D. [Administrative Item – Expense Report Authorization Form](#)**
- E. Administrative Updates**
  - 1. [Delegated Authority - Screening Panel](#)**
  - 2. [Credentialing Committee – Passive Review](#)**
- F. [American Association of Veterinary State Boards \(AAVSB\) Annual Meeting, September 22-24, 2016, Scottsdale, AZ](#)**
- G. Legislative/Administrative Rule Matters**
  - 1. Licensure to Work in State Diagnostic Lab**
  - 2. [Rulemaking Update – VE 1 and 7 Statement of Scope](#)**
- H. [Scope of Practice Inquiries](#)**
  - 1. Massage and Rehabilitation Therapies**
  - 2. Pulsed Electro-Magnetic Field (PEMF) Therapy**

*Agriculture generates \$88 billion for Wisconsin*

2811 Agriculture Drive • PO Box 8911 • Madison, WI 53708-8911 • Wisconsin.gov

**3. Scrotal Castration of Dogs**

**I. Future Meeting Dates**

1. Screening Committee
2. Next Board Meeting - July 20, 2016 (9:00 a.m.)

**J. Future Agenda Items**

**K. Public Comments**

**CONVENE TO CLOSED SESSION to deliberate on cases following hearing (§ 19.85 (1) (a), Stats.); to consider licensure or certification of individuals (§ 19.85 (1) (b), Stats.); to consider closing disciplinary investigations with administrative warnings (§ 19.85 (1) (b), Stats.); to consider individual histories or disciplinary data (§ 19.85 (1) (f), Stats.); and to confer with legal counsel (§ 19.85 (1) (g), Stats.).**

**L. Discussion of Licenses and Certificates**

1. S.G. Application

**M. Deliberation on Proposed Stipulations, Final Decisions and Orders**

1. 14 VET 014 - V.K., DVM
2. 11 VET 039 - R.M., DVM
3. 14 VET 003 - M.L., DVM
4. 14 VET 006 - E.N., DVM
5. 14 VET 016 - C.S., DVM
6. 14 VET 032 - B.B., DVM
7. 14 VET 038 - R.M., DVM
8. 14 VET 034 - M.P., DVM
9. 16 VET 006 - H.W., DVM
10. 16 VET 007 - B.B., DVM
11. 15 VET 020 - J.S., DVM
12. Jacquelyn Kieler, DVM, 13 VET 033

**N. Review of Veterinary Examining Board Pending Cases Status Report as of April 14, 2016**

**RECONVENE TO OPEN SESSION IMMEDIATELY FOLLOWING CLOSED SESSION**

- O. Open Session Items Noticed Above not Completed in the Initial Open Session**
- P. Vote on Items Considered or Deliberated Upon in Closed Session, if Voting is Appropriate**
- Q. Ratification of Licenses and Certificates**

**ADJOURNMENT**

*The Board may break for lunch sometime during the meeting and reconvene shortly thereafter.*

# **Approval of Board Meeting Minutes of January 25, 2016.**

**VETERINARY EXAMINING BOARD**  
**MEETING MINUTES**  
**January 25, 2016**

PRESENT: Bruce Berth, Diane Dommer Martin, D.V.M., Robert Forbes, D.V.M., Philip Johnson, D.V.M., Dana Reimer, Sheldon Schall; Neil Wiseley, D.V.M., Lisa Weisensel Nesson, D.V.M.

STAFF: Matt Tompach, Executive Director; Dennis Fay, Legal Counsel; Kelly Ann Markor, Executive Assistant; Laurie Schammel, Telecommunications; Karley Downing, DATCP Chief Legal Counsel; Lauren Van Buren, DATCP Attorney; Robert Van Lanen, DATCP Investigator

**CALL TO ORDER**

Philip Johnson, Chair, called the meeting to order at 09:10 am. A quorum of eight (8) members was confirmed.

**APPROVAL OF THE AGENDA**

MOTION: Sheldon Shall moved, seconded by Bruce Berth, to approve the agenda as published. Motion carried unanimously.

**APPROVAL OF THE MINUTES**

MOTION: Neil Wiseley moved, seconded by Robert Forbes, to approve the minutes of November 4, 2015 as published. Motion carried unanimously.

**ADMINISTRATIVE ITEMS**

**BoardVantage Training**

Sarah Brooks, BoardVantage Trainer, joined the meeting by teleconference to provide training on the program. DATCP telecommunications staff Laurie Schammel discussed some iPad basics immediately after the BoardVantage training.

**National and State Exam Administration**

DATCP staff informed the Board that agency staff is working with the organizations that administer the national exams for Wisconsin license candidates to see if, in addition to the national exams, they would also administer the state law exam for the next testing cycle. The National Board of Veterinary Medical Examiners (NBVME) administers the North American Veterinary Licensing Examination (NAVLE), while the American Association of Veterinary State Boards (AAVSB) administers the Veterinary Technician National Examination (VTNE).

**Late Renewals/ Expired Licenses**

Motion by Robert Forbes, seconded by Bruce Berth: Because the transition from DSPS to DATCP created potential delays in the processing of license renewals, the Board will exercise its discretion under VE 7.07 Wisconsin Administrative Code to take no disciplinary action *for failure to renew* against those

veterinarians and veterinary technicians whose licenses expired in 2015 and completed the license renewal process with reasonable expediency. Motion carried unanimously.

**ELECTION OF OFFICERS**

**BOARD CHAIR**

**NOMINATION:** Robert Forbes nominated Phillip Johnson for the Office of Board Chair, seconded by Sheldon Schall.

Matt Tompach called for nominations three (3) times.  
Phillip Johnson was elected as Board Chair unanimously.

**VICE CHAIR**

**NOMINATION:** Neil Wiseley nominated Robert Forbes for the Office of Vice Chair, seconded by Diane Dommer Martin.

Matt Tompach called for nominations three (3) times.  
Robert Forbes was elected as Vice Chair unanimously.

**SECRETARY**

**NOMINATION:** Philip Johnson nominated Neil Wiseley for the Office of Secretary, seconded by Sheldon Schall.

Matt Tompach called for nominations three (3) times.  
Neil Wiseley was elected as Secretary by unanimous consent.

<b>2016 ELECTION RESULTS</b>	
<b>Veterinary Examining Board Chair</b>	Philip Johnson, D.V.M.
<b>Vice Chair</b>	Robert Forbes, D.V.M.
<b>Secretary</b>	Neil Wiseley, D.V.M.

**APPOINTMENT OF LIAISONS AND DELEGATED AUTHORITY**

<b>2016 LIAISON APPOINTMENTS</b>	
<b>Education and Exams Liaison</b>	Lisa Weisensel Nesson, D.V.M. <i>Alternate:</i> Sheldon Schall
<b>Monitoring Liaison</b>	Neil Wiseley, D.V.M. <i>Alternate:</i> Lisa Weisensel Nesson, D.V.M.

<b>Continuing Education Liaison</b>	Philip Johnson, D.V.M. <b>Alternate:</b> Sheldon Schall
<b>Website Liaison</b>	Sheldon Schall <b>Alternate:</b> Robert Forbes, D.V.M.
<b>Legislative Liaison</b>	Bruce Berth <b>Alternate:</b> Neil Wiseley, D.V.M.
<b>Travel Liaison</b>	Philip Johnson, D.V.M. <b>Alternate:</b> Forbes
<b>Administrative Rules Liaison</b>	Diane Dommer Martin, D.V.M. <b>Alternate:</b> Neil Wiseley
<b>Screening Panel</b>	Robert Forbes, D.V.M., Diane Dommer Martin, D.V.M., Sheldon Schall, Dana Reimer
<b>Credentialing Panel</b>	Lisa Weisensel Nesson, D.V.M., Philip Johnson, D.V.M., Bruce Berth

**MOTION:** Robert Forbes moved, seconded by Bruce Berth, to affirm the Chair’s appointment of liaisons for 2016. Motion carried unanimously.

**DELEGATED AUTHORITY MOTIONS**

**MOTION:** Diane Dommer Martin moved, seconded by Dana Reimer: In order to facilitate the completion of assignments between meetings, the Board delegates authority by order of succession to the Chair, highest ranking officer, or longest serving member of the Board, to appoint liaisons to the Department to act in urgent matters, to fill vacant appointment positions, where knowledge or experience in the profession is required to carry out the duties of the Board in accordance with the law. Motion carried unanimously.

**MOTION:** Robert Forbes moved, seconded by Sheldon Schall, that the Board delegates authority to the Credentialing Panel to address all issues related to credentialing matters, except potential denial decisions should be referred to the full Board for final determination. Motion carried unanimously.

**MOTION:** Sheldon Schall moved, seconded by Bruce Berth, that the Board delegates authority to the Screening Panel to open cases for investigation or close cases inappropriate for further action. Motion carried unanimously.

**MOTION:** Bruce Berth moved, seconded by Dr. Neil Wiseley, that the Board delegates authority to the Chair to sign documents on behalf of the Board. In order to carry out duties of the Board, the Chair has the ability to delegate this signature authority to the Board’s Executive Director for purposes of facilitating the completion of assignments during or between meetings. Motion carried unanimously.

**MOTION:** Robert Forbes moved, seconded by Diane Dommer Martin, to adopt the “Roles and Authorities Delegated to the Monitoring Liaison and Department Monitor” document. Motion carried unanimously.

### **TELEMEDICINE- DISCUSSION**

Board members discussed issues associated with telemedicine and how it relates to the practice of veterinary medicine in Wisconsin.

### **AMERICAN ASSOCIATION OF VETERINARY STATE BOARDS (AAVSB) MATTERS**

The Board directed Matt Tompach to request that the telemedicine issue be discussed at the AAVSB annual meeting September 22-24, 2016 in Scottsdale, AZ.

### **LEGISLATIVE/ ADMINISTRATIVE RULE MATTERS**

#### **Rulemaking Update**

Dennis Fay briefed Board members on VE 10 (continuing education). The rule is currently undergoing legislative oversight and could go into effect either the first of May or June.

#### **Status of DSPS Scope Statement on Definition of Surgery**

Dennis Fay informed Board members that the Department of Safety and Professional Services (DSPS) had not developed a scope statement.

**MOTION:** Neil Wiseley moved, seconded by Bruce Berth, to develop scope statement on the definition of surgery. Motion carried unanimously

#### **Complementary and Alternative Therapies – March 3, 2015 Wisconsin Veterinary Medical Association (WVMA) Letter**

**MOTION:** Lisa Weisensel Nesson moved, seconded by Diane Dommer Martin, to develop a scope statement dealing with alternative therapies. Motion carried unanimously

#### **Professional Assistance Program**

DSPS has a program for licensees with a drug and/or alcohol issue and have signed an agreement to attend counseling. Dennis Fay and Karley Downing told Board members that DATCP’s Office of Legal Counsel is working to determine how this program can be brought to this department.

#### **DATCP Statutory Authorities**

Dennis Fay discussed Assembly Bill 769, technical corrections legislation relating to powers and duties of the Veterinary Examining Board and DATCP.



## **PUBLIC COMMENTS**

Jordan Lamb, Wisconsin Veterinary Medical Association, appeared before the Board to comment on AB 769.

### **Licensure to Work in State Diagnostic Lab**

Board members discussed foreign-trained veterinarians that have been licensed overseas, and whether the individual should be required to go through the full licensure process for Wisconsin to work in the State Diagnostic Lab. The Board requested that DATCP Office of Legal Counsel staff further research qualifications at private diagnostic laboratories and potential rule-making.

## **FUTURE MEETING DATES**

The next Board meeting will be April 27, 2016.

### **Screening Committee**

Board Screening Committee members discussed future meeting dates. After today's scheduled Screening Committee meeting, future Committee meetings will be February 24, March 23, and April 27. Members will discuss future Screening Committee meeting dates at the next Board meeting. This item will be a regular board agenda item.

## **FUTURE AGENDA ITEMS**

Philip Johnson requested that Board members contact Matt Tompach about future agenda items and he will forward them to Dr. Johnson.

## **CLOSED SESSION**

**MOTION:** Diane Dommer Martin moved seconded by Dr. Lisa Weisensel Nesson, to convene into closed session to deliberate on cases following hearing (s. 19.85(1)(a), Stats.); to consider licensure or certification of individuals (s. 19.85(1)(b), Stats.); to consider closing disciplinary investigations with administrative warnings (ss. 19.85 (1)(b), and 440.205, Stats.); to consider individual histories or disciplinary data (s. 19.85 (1)(f), Stats.); and to confer with legal counsel (s. 19.85(1)(g), Stats.). Philip Johnson, Chair, read the language of the motion aloud for the record. The vote of each member was ascertained by voice vote. Roll Call Vote: Dana Reimer-yes; Sheldon Schall-yes; Diane Dommer Martin-yes; Phillip Johnson-yes; Robert Forbes-yes; Neil Wiseley-yes; Lisa Weisensel Nesson-yes; Bruce Berth-yes.

The Board convened into Closed Session at 1:01 pm.

### **RECONVENE TO OPEN SESSION**

**MOTION:** Lisa Weisensel Nesson moved, seconded by Sheldon Schall, to reconvene in Open Session at 01:45 pm. Motion carried unanimously.

### **PROPOSED STIPULATIONS, FINAL DECISIONS AND ORDERS BY THE OFFICE OF LEGAL COUNSEL**

**MOTION:** Sheldon Schall moved, seconded by Lisa Weisensel Nesson, to adopt the Findings of Fact, Conclusions of Law, and Proposed Decision and Order in the matter of the cases recommended by the prosecuting attorney against Respondents – case number 13 VET 042, 14 VET 032, 15 VET 024, 15 VET 011, 11 VET 039. Motion carried unanimously.

**MOTION:** Dr. Neil Wiseley moved, seconded by Bruce Berth , to close case numbers 15 vet 029, 15 vet 018, 15 vet 008, 15 vet 031, 15 vet 033, 15 vet 030. Motion carried unanimously.

### **RATIFICATION OF LICENSES AND CERTIFICATES**

**MOTION:** Forbes moved, seconded by Dana, to delegate ratification of examination results to DATCP staff and to ratify all licenses and certificates as issued. Motion carried unanimously.

### **IPAD TUTORIAL**

Laurie Schammel, DATCP telecommunications staff, presented Board members with basic training and department policy on their iPad devices.

### **ADJOURNMENT**

**MOTION:** Neil Wiseley moved, seconded by Bruce Berth, to adjourn the meeting. Motion carried unanimously.

The meeting adjourned at 2:20 pm.

# **Administrative Item – Expense Report Authorization Form**

**Authorization to Submit Travel Claims on Behalf of an Employee**

This certification should be completed and signed by the employee when giving someone else the authority to enter and submit travel expenses on their behalf. The certification should be routed to the appropriate section in the agency responsible for review and approval of the employee's travel claims.

In accordance with the requirements of s. 16.53(2)4 Wis. Stat.:

I authorize \_\_\_Kelly Markor\_\_\_\_\_ to enter travel expense claims on my behalf. This also authorizes the above individual to certify on my behalf that all claimed expenses are true and correct and in conformity with applicable Wisconsin Statutes and related travel schedule amounts and that the claim represents reasonable and actual expenses necessarily incurred by myself in the performance of official duties and no portion of the claim was provided free of charge or covered by a special registration fee, or previously reimbursed to me by the State of Wisconsin or any other source.

---

Employee's Signature

Date

*Note: Employee can either send an originally signed document or send an electronic copy to the appropriate agency location.*

*Also note that this form is not necessary if the employee is signing and submitting a paper travel voucher with the standard certification statement similar to the above certification. Someone else then enters the information from the expense claim into STAR for processing.*

# Delegated Authority - Screening Panel

**State of Wisconsin  
Department of Agriculture, Trade and Consumer Protection**

**AGENDA REQUEST FORM**

<b>1) Name and Title of Person Submitting the Request:</b>  Karley Downing		<b>2) Date When Request Submitted:</b>  April 12, 2016 <small>Items will be considered late if submitted after 12:00 p.m. on the deadline date.</small>	
<b>3) Name of Board, Committee, Council, Sections:</b>  VEB			
<b>4) Meeting Date:</b>  April 27, 2016	<b>5) Attachments:</b> <input checked="" type="checkbox"/> Yes <input type="checkbox"/> No	<b>6) How should the item be titled on the agenda page?</b>  Delegated Authority - Screening Panel	
<b>7) Place Item in:</b> <input checked="" type="checkbox"/> Open Session <input type="checkbox"/> Closed Session	<b>8) Is an appearance before the Board being scheduled?</b>  <input type="checkbox"/> Yes ( <a href="#">Fill out Board Appearance Request</a> ) <input type="checkbox"/> No	<b>9) Name of Case Advisor(s), if required:</b>	
<b>10) Describe the issue and action that should be addressed:</b>  Delegate to Screening Committee questions related to scope of practice.			
<b>11) Authorization</b>			
<b>Karley Downing</b>		<b>April 12, 2016</b>	
Signature of person making this request		Date	
Supervisor (if required)		Date	
Executive Director signature (indicates approval to add post agenda deadline item to agenda)		Date	
<b>Directions for including supporting documents:</b> 1. This form should be attached to any documents submitted to the agenda. 2. Post Agenda Deadline items must be authorized by a Supervisor and the Executive Director. 3. If necessary, provide original documents needing Board Chairperson signature to the Bureau Assistant prior to the start of a meeting.			

# Credentialing Committee – Passive Review

**State of Wisconsin  
Department of Agriculture, Trade and Consumer Protection**

**AGENDA REQUEST FORM**

<b>1) Name and Title of Person Submitting the Request:</b>  Matt Tompach		<b>2) Date When Request Submitted:</b>  April 12, 2016 <small>Items will be considered late if submitted after 12:00 p.m. on the deadline date.</small>									
<b>3) Name of Board, Committee, Council, Sections:</b>  VEB											
<b>4) Meeting Date:</b>  April 27, 2016	<b>5) Attachments:</b> <input type="checkbox"/> Yes <input checked="" type="checkbox"/> No	<b>6) How should the item be titled on the agenda page?</b>  Credentialing Committee – Passive Review									
<b>7) Place Item in:</b> <input checked="" type="checkbox"/> Open Session <input type="checkbox"/> Closed Session	<b>8) Is an appearance before the Board being scheduled?</b>  <input type="checkbox"/> Yes ( <a href="#">Fill out Board Appearance Request</a> ) <input checked="" type="checkbox"/> No	<b>9) Name of Case Advisor(s), if required:</b>									
<b>10) Describe the issue and action that should be addressed:</b>  Consideration of a “passive review” process for Credentialing Committee background checks, whereby the executive director would notify committee members of background check materials posted to Boardvantage. If no committee member requests a committee meeting on the materials within a specified number of business days, the application would be considered cleared to proceed through the process. The executive director would schedule a committee meeting on the materials if requested by any committee member.											
<b>11) Authorization</b>  <table style="width: 100%; border-collapse: collapse;"> <tr> <td style="width: 60%; border-top: 1px solid black; border-bottom: 1px solid black;"><b>Matt Tompach</b></td> <td style="width: 40%; border-top: 1px solid black; border-bottom: 1px solid black; text-align: right;"><b>April 12, 2016</b></td> </tr> <tr> <td style="border-bottom: 1px solid black;">Signature of person making this request</td> <td style="border-bottom: 1px solid black; text-align: right;">Date</td> </tr> <tr> <td style="border-bottom: 1px solid black;">Supervisor (if required)</td> <td style="border-bottom: 1px solid black; text-align: right;">Date</td> </tr> <tr> <td colspan="2" style="border-bottom: 1px solid black;">Executive Director signature (indicates approval to add post agenda deadline item to agenda)    Date</td> </tr> </table>				<b>Matt Tompach</b>	<b>April 12, 2016</b>	Signature of person making this request	Date	Supervisor (if required)	Date	Executive Director signature (indicates approval to add post agenda deadline item to agenda)    Date	
<b>Matt Tompach</b>	<b>April 12, 2016</b>										
Signature of person making this request	Date										
Supervisor (if required)	Date										
Executive Director signature (indicates approval to add post agenda deadline item to agenda)    Date											
<b>Directions for including supporting documents:</b> 1. This form should be attached to any documents submitted to the agenda. 2. Post Agenda Deadline items must be authorized by a Supervisor and the Executive Director. 3. If necessary, provide original documents needing Board Chairperson signature to the Bureau Assistant prior to the start of a meeting.											



**F. American Association of Veterinary State Boards  
(AAVSB) Annual Meeting, September 22-24, 2016,  
Scottsdale, AZ**

## Tompach, Matthew C - DATCP

---

**From:** Lainie Franklin <efranklin@aavsb.org>  
**Sent:** Wednesday, March 09, 2016 3:54 PM  
**To:** Tompach, Matthew C - DATCP  
**Subject:** 2016 AAVSB Annual Meeting in Arizona - Save the Date!

*Serving veterinary regulatory boards in the interest of public protection*



### **2016 AAVSB Annual Meeting & Conference coming to Scottsdale, Arizona Sept 22-24!**

This year we are heading to the stunning desert styling of the [FireSky Resort & Spa](#) in beautiful [Scottsdale, Arizona](#)! The [2016 AAVSB Annual Meeting & Conference](#) brings together Member Boards to collaborate, educate, network, and conduct business providing direction for the Association. This conference will include an afternoon dedicated to telemedicine and this is the second year of the expanded Board Administrator's Training & Forum. [See the AAVSB website for more reasons to attend.](#)

***Save the dates of September 22-24, 2016 now!***

Registration will open May 2016. Be sure to stay connected with the AAVSB on [Facebook](#) and [Twitter](#) for all of the latest updates about the Annual Meeting and for the best information regarding veterinary regulation.

---

---

American Association of Veterinary State Boards | 1-877-698-8482 | [aavsb@aavsb.org](mailto:aavsb@aavsb.org) | [www.aavsb.org](http://www.aavsb.org)

STAY CONNECTED:



American Association of Veterinary State Boards, 380 West 22nd Street,  
Suite 101, Kansas City, MO 64108

[SafeUnsubscribe™](#) [matthew.tompach@wisconsin.gov](mailto:matthew.tompach@wisconsin.gov)

[Forward this email](#) | [Update Profile](#) | [About our service provider](#)

Sent by [efranklin@aavsb.org](mailto:efranklin@aavsb.org) in collaboration with



Try it free today

# Rulemaking Update – VE 1 and 7 Statement of Scope

**State of Wisconsin  
Department of Agriculture, Trade and Consumer Protection**

**AGENDA REQUEST FORM**

1) Name and Title of Person Submitting the Request:  Cheryl Daniels, DATCP Attorney		2) Date When Request Submitted:  April 12, 2016 <small>Items will be considered late if submitted after 12:00 p.m. on the deadline date.</small>									
3) Name of Board, Committee, Council, Sections:  VEB											
4) Meeting Date:  April 27, 2016	5) Attachments: <input checked="" type="checkbox"/> Yes <input type="checkbox"/> No	6) How should the item be titled on the agenda page?  Rulemaking Update – VE 1 and 7 Statement of Scope									
7) Place Item in: <input checked="" type="checkbox"/> Open Session <input type="checkbox"/> Closed Session	8) Is an appearance before the Board being scheduled?  <input type="checkbox"/> Yes ( <a href="#">Fill out Board Appearance Request</a> ) <input checked="" type="checkbox"/> No	9) Name of Case Advisor(s), if required:									
10) Describe the issue and action that should be addressed:  <p style="text-align: center;">Board to consider Scope Statement for VE 1 and 7.</p>											
11) <span style="float: right;">Authorization</span>  <table style="width: 100%; border-collapse: collapse;"> <tr> <td style="width: 60%; border-top: 1px solid black; border-bottom: 1px solid black;"><b>Matt Tompach</b></td> <td style="width: 40%; border-top: 1px solid black; border-bottom: 1px solid black; text-align: right;"><b>April 12, 2016</b></td> </tr> <tr> <td style="border-bottom: 1px solid black;">Signature of person making this request</td> <td style="border-bottom: 1px solid black; text-align: right;">Date</td> </tr> <tr> <td style="border-bottom: 1px solid black;">Supervisor (if required)</td> <td style="border-bottom: 1px solid black; text-align: right;">Date</td> </tr> <tr> <td colspan="2" style="border-bottom: 1px solid black;">Executive Director signature (indicates approval to add post agenda deadline item to agenda)    Date</td> </tr> </table>				<b>Matt Tompach</b>	<b>April 12, 2016</b>	Signature of person making this request	Date	Supervisor (if required)	Date	Executive Director signature (indicates approval to add post agenda deadline item to agenda)    Date	
<b>Matt Tompach</b>	<b>April 12, 2016</b>										
Signature of person making this request	Date										
Supervisor (if required)	Date										
Executive Director signature (indicates approval to add post agenda deadline item to agenda)    Date											
Directions for including supporting documents: 1. This form should be attached to any documents submitted to the agenda. 2. Post Agenda Deadline items must be authorized by a Supervisor and the Executive Director. 3. If necessary, provide original documents needing Board Chairperson signature to the Bureau Assistant prior to the start of a meeting.											



State of Wisconsin  
Governor Scott Walker

---

**Department of Agriculture, Trade and Consumer Protection**  
Ben Brancel, Secretary

**DATE:** April 20, 2016

**TO:** Wisconsin Veterinary Examining Board

**FROM:** Cheryl Daniels, Assistant Legal Counsel

**SUBJECT:** VE 1 and 7 Relating to the definition of surgery; complementary, alternative and integrative therapies: and delegation of certain veterinary medical acts.

At its April 27, 2016, Board meeting the Board will consider approval of a "Statement of Scope" (copy attached) for rulemaking related to the definition of surgery; complementary, alternative and integrative therapies: and delegation of certain veterinary medical acts. This proposed rulemaking may broaden the definition of surgery to include surgeries for reproductive, cosmetic and other purposes. (s. VE 1.02 (9).) This proposed rule may modify the definition of complimentary, alternative and integrative therapy to align it with the definition of veterinary practice in s. 89.02 (6), Stats., and to add additional therapies. (s. VE 1.02 (3m).) Finally this proposed rule will explore possible changes to the delegation of medical acts. (s. VE 7.02.)

A scope statement spells out the general purpose and scope of a proposed rule. Board staff may not begin drafting a proposed rule (including a proposal to amend or repeal an existing rule) until the Governor approves a scope statement for the proposed rule and the Board approves the scope statement. In accordance with 2011 Wisconsin Act 21 (s.227.135(2), Stats.), the Governor approved this scope statement for permanent rule changes on April 15, 2016, thereby allowing staff to submit this scope statement for publication and to seek approval of the scope statement by the Board.

Board staff must publish a draft scope statement in the Wisconsin Administrative Register, and file a copy with the Department of Administration (DOA), at least 10 days before the Board approves the scope statement. Staff filed the attached statement of scope with the Legislative Reference Bureau for publication in the April 18, 2016 issue of the Wisconsin Administrative Register. Staff also filed a copy with DOA.

If the Board approves the scope statement, staff will begin work to draft the permanent rule. Approval of a scope statement is just the first, preliminary step in a lengthy process for enacting permanent rules. The Board will have at least two further opportunities to review the proposed rule. The Board must approve a hearing draft rule before public hearings may be held on the rule proposal. The Board must also approve the final draft rule. The permanent rule will be effective when the final draft has been approved by the Board, approved by the Governor, completed the legislative review process and adopted by the Board.

*Agriculture generates \$88 billion for Wisconsin*

# STATEMENT OF SCOPE

## Wisconsin Veterinary Examining Board (VEB)

Rule No.: Chs. VE 1 and 7, Wis. Adm. Code (Existing)

Relating to: The definition of Surgery; complementary, alternative and integrative therapies; and delegation of certain veterinary medical acts

### 1. Description of the objective of the rule:

This proposed rule may broaden the definition of surgery to include surgeries for reproductive, cosmetic and other purposes. (s. VE 1.02 (9).) This proposed rule may modify the definition of complimentary, alternative and integrative therapy to align it with the definition of veterinary practice in s. 89.02 (6), Stats., and to add additional therapies. (s. VE 1.02 (3m).) Finally this proposed rule will explore possible changes to the delegation of medical acts. (s. VE 7.02.)

### 2. Description of existing policies relevant to the rule and of new policies proposed to be included in the rule and an analysis of policy alternatives; the history, background and justification for the proposed rule:

#### History and background.

The current definition of surgery is limited to procedures that are for therapeutic purposes leaving uncertain whether surgeries for reproductive, cosmetic and other purposes fall within the definition. Under the current definition of "complementary, alternative and integrated therapies" it is not clear that those therapies fall within the statutory definition of the practice of veterinary medicine. The definition of complementary, alternative and integrated therapies does not include certain practices that have developed since the last change to the rule and the rule related to delegation of veterinary medical acts similarly precedes the development of these newer therapies.

Policy Alternatives. Do nothing. If the VEB does not modify the definition of surgery there may be continuing uncertainty concerning the regulation of surgery for reproductive, cosmetic and other purposes that do not fall clearly within the notion of "therapeutic". If the VEB does not modify the definition of alternative therapies, practice of those newer therapies will not be treated by the rules; and if the delegation of veterinary medical acts is not updated the authorized manner of providing these new therapies may not conform to current practice.

### 3. Statutory authority for the rule (including the statutory citation and language):

Section 89.03 (1), Stats.

89.03 (1) The examining board shall promulgate rules within the limits of the definition under s. 89.02 (6), establishing the scope of practice permitted for veterinarians and veterinary

technicians and shall review the rules at least once every 5 years to determine whether they are consistent with current practice.

**4. Estimate of the amount of time that state employees will spend to develop the rule and of other resources necessary to develop the rule:**

The time of approximately 0.20 FTE staff will be required to develop this rule. That includes time required for investigation and analysis, rule drafting, preparing related documents, coordinating advisory committee meetings, holding public hearings and communicating with affected persons and groups.

**5. Description of all entities that may be impacted by the rule:**

The proposed rule will affect veterinarians and veterinary technicians.


**6. Summary and preliminary comparison of any existing or proposed federal regulation that is intended to address the activities to be regulated by the rule:**

There are no federal regulations that address the activities regulated by the proposed rule.

**7. Anticipated economic impact**

The VEB expects the proposed rule to have minimal to no economic impact statewide and locally.

Contact Person: Dennis Fay, legal counsel to the VEB, Phone (608) 224-5006



Dr. Philip Johnson  
Chair  
Wisconsin Veterinary Examining Board

3/8/16  
Date Signed



# Scope of Practice Inquiries

**State of Wisconsin  
Department of Agriculture, Trade and Consumer Protection**

**AGENDA REQUEST FORM**

1) Name and Title of Person Submitting the Request:  Matt Tompach		2) Date When Request Submitted:  April 12, 2016 <small>Items will be considered late if submitted after 12:00 p.m. on the deadline date.</small>									
3) Name of Board, Committee, Council, Sections:  VEB											
4) Meeting Date:  April 27, 2016	5) Attachments: <input checked="" type="checkbox"/> Yes <input type="checkbox"/> No	6) How should the item be titled on the agenda page?  Scope of Practice Inquiries									
7) Place Item in: <input checked="" type="checkbox"/> Open Session <input type="checkbox"/> Closed Session	8) Is an appearance before the Board being scheduled?  <input type="checkbox"/> Yes ( <a href="#">Fill out Board Appearance Request</a> ) <input checked="" type="checkbox"/> No	9) Name of Case Advisor(s), if required:									
10) Describe the issue and action that should be addressed:  Staff has received several scope of practice inquiries relating to: <ol style="list-style-type: none"> <li>1. Massage and Rehabilitation Therapies</li> <li>2. Pulsed Electro-Magnetic Field (PEMF) Therapy</li> <li>3. Pre-Scrotal Castration of Dogs</li> </ol>											
11) <span style="float: right;">Authorization</span>  <table style="width: 100%; border-collapse: collapse;"> <tr> <td style="width: 60%; border-top: 1px solid black; border-bottom: 1px solid black;"><b>Matt Tompach</b></td> <td style="width: 40%; border-top: 1px solid black; border-bottom: 1px solid black; text-align: right;"><b>April 12, 2016</b></td> </tr> <tr> <td style="border-bottom: 1px solid black;">Signature of person making this request</td> <td style="border-bottom: 1px solid black; text-align: right;">Date</td> </tr> <tr> <td style="border-bottom: 1px solid black;">Supervisor (if required)</td> <td style="border-bottom: 1px solid black; text-align: right;">Date</td> </tr> <tr> <td colspan="2" style="border-bottom: 1px solid black;">Executive Director signature (indicates approval to add post agenda deadline item to agenda)    Date</td> </tr> </table>				<b>Matt Tompach</b>	<b>April 12, 2016</b>	Signature of person making this request	Date	Supervisor (if required)	Date	Executive Director signature (indicates approval to add post agenda deadline item to agenda)    Date	
<b>Matt Tompach</b>	<b>April 12, 2016</b>										
Signature of person making this request	Date										
Supervisor (if required)	Date										
Executive Director signature (indicates approval to add post agenda deadline item to agenda)    Date											
Directions for including supporting documents: 1. This form should be attached to any documents submitted to the agenda. 2. Post Agenda Deadline items must be authorized by a Supervisor and the Executive Director. 3. If necessary, provide original documents needing Board Chairperson signature to the Bureau Assistant prior to the start of a meeting.											

**From:** Thereasa Wirkus, LMT [<mailto:chironmassage@aol.com>]

**Sent:** Tuesday, February 23, 2016 1:55 PM

**To:** DATCP VEB <[datcpveb@wisconsin.gov](mailto:datcpveb@wisconsin.gov)>

**Subject:** VE§ 7.02 Follow Up

To whom it may concern;

My name is Thereasa Wirkus. I am a former veterinary technician and am now a licensed massage therapist who is also certified in animal massage. I am writing to you to follow up on the revision to VE§ 7.02 that the WVMA had submitted last year. From what I have been able to piece together is on March 3rd of last year, the WVMA submitted a revision to have Wis. Admin. Code VE § 1.02(3m) be changed to read:

*(3m) "Complementary, alternative, and integrative therapies" includes a heterogeneous group of preventive, diagnostic, and therapeutic philosophies and practices **related to treating animal health, disease, or physical condition.** These therapies include:*

*(a) Veterinary acupuncture, acupressure, and acupressure.*

*(b) Veterinary homeopathy.*

*(c) Veterinary manual or manipulative therapy, i.e., therapies based on techniques practiced in osteopathy, chiropractic medicine, or physical medicine **including massage and rehabilitation therapy.***

*(d) Veterinary nutraceutical therapy.*

*(e) Veterinary phytotherapy.*

and suggested the creation of a new regulatory provision within VE § 7.02 to allow veterinarians to delegate to other licensed professionals the complementary, alternative, and integrative therapies listed in VE § 1.02(3m) that are within the scope of the professional's license. In addition, the rule should specify that although these services may be delegated, these therapies must be performed under the direct supervision of a licensed veterinarian. This will ensure that, for animal patients, these complementary, alternative and integrative therapies are only provided by veterinarians or other licensed professionals who are directly supervised by veterinarians.

Unfortunately, I have not found any information regarding the outcome of these revisions and suggestions. Prior to last spring, I practiced animal massage under direct supervision or referral of a licensed veterinarian, for that is what I understood the law to be. Since the revision was submitted, I have ceased performing animal massages (except as ordered by my veterinarian for my own animals) awaiting the outcome of the revision. I would like to know what the current law states regarding animal massage so that I can adjust my practice accordingly (i.e. become an employee of a veterinary clinic vs being an independent contractor with several veterinary clinics, adjust my rates to compensate for the supervising veterinarian's time, etc).

Also, I will be having a booth at Midwest Horse Fair this year for my massage practice. I would love to hand out information to the public about what the law is regarding animal massage in order to educate the public. Especially since last year at Midwest Horse Fair the owner of the equine massage school *Equiassage* was telling fair goers that equine/animal massage did **not** fall under veterinary law, rule, or regulation, and therefore they did not need a veterinary referral for massage treatments. If the WVMA has any handouts, educational materials, etc regarding the revisions or what the law currently says, I would greatly appreciate you sending me copies to

hand out. I am a ***big*** supporter of both revisions, and would love to see "animal massage practitioners" who do not have a veterinary, veterinary technician, or massage therapy license, much less background, put out of business. Personally, I think these so-called "practitioners" prey on public and should leave animal massage left to the licensed medical professionals. Especially since 2 weeks ago a bill was passed making it a criminal offense for anyone to practice massage therapy without a license.

Thereasa Wirkus, LMT

**Chiron Massage & Reiki, LLC**

Elkhorn, WI 53121

970-779-0552

<http://www.chironmassageandreiki.com>

Pawsitively Animal Rehabilitation  
E3360 Cty Rd HH  
Eleva, WI 54738

Veterinary Examining Board  
PO Box 8911  
Madison, WI 53708-8911

January 11<sup>th</sup> 2016

Dear Members of the Wisconsin Veterinary Examining Board:

We are sending you this letter asking for clarification of the Wisconsin State Veterinary statutes under *Standards of Practice and Unprofessional Conduct for Veterinary Technicians* and *Position Statements Related to Veterinary Technicians Issued by the Veterinary Examining Board* regarding direct veterinary supervision and its relation to Pawsitively Animal Rehabilitation.

Pawsitively Animal Rehabilitation LLP is a mobile animal rehabilitation service traveling to the home or veterinary office of those seeking animal rehabilitation in the Chippewa Valley. We work with the animal's current veterinarian to provide rehabilitation services and we are by no means a replacement for veterinary care. Our goals at Pawsitively Animal Rehabilitation are 1) to provide an adjunct to veterinary care to aid in the conditioning of performance animals, 2) to assist in weight loss, 3) to increase mobility, and 4) to assist the comfort and mobility of injured or aging animals through the use of massage and rehabilitation.

Pawsitively Animal Rehabilitation works directly with the animal's primary veterinarian, who remains the primary care provider. This veterinarian completes a recommendation form for rehabilitation services before the first rehabilitation appointment. Pawsitively Animal Rehabilitation requests a physical exam to be completed by the regular veterinarian within 30 days of sending for a rehabilitation consultation. Pawsitively also takes the pulse and respiration of the animal on the day of the evaluation as a baseline before any rehabilitation is begun. If any abnormalities or concerns are found by Pawsitively, other than the reason for the veterinarian requesting rehabilitation, the animal is directed back to the primary veterinarian for further evaluation and or testing deemed necessary by the veterinarian.

Pawsitively Animal Rehabilitation does not diagnose but instead relies on the primary veterinarian for diagnosis of any medical condition. Working with the veterinarian and animal owner, Pawsitively Animal Rehabilitation then designs a rehabilitation plan individualized for the animal. Rehabilitation services may include massage, transcutaneous electrical nerve stimulation (TENS), exercises for passive or active range of motion, and other active exercises including balance and ball exercises. After each appointment a report is sent to the primary, concurrent veterinarian to keep the animal's records current and the veterinarian informed.

Pawsitively Animal Rehabilitation is owned and operated by Heather Mann CVT, CVMRT and Sarah Reischel CVT, CVMRT. Both Heather and Sarah maintain their Veterinary Technician certification and good standing within Wisconsin. They have also successfully completed their

certification in Veterinary Massage and Rehabilitation Therapy (CVMRT) in 2013 through the Healing Oasis Wellness Center.


Heather Mann graduated in 2010 from a veterinary technician program and is an active member with the Wisconsin Veterinary Technicians Association (WVTA), American Animal Hospital Association (AAHA) practice team member, American Association of Equine Veterinary Technicians (AAEVT), and American Association of Rehabilitation Veterinary Technicians (AARVT). Sarah graduated in 2009 from a veterinary technician program and is currently a member of American Association of Rehabilitation Veterinary Technicians (AARVT), American Canine Sports Medicine Association (ACSM), and International Association for Veterinary Rehabilitation and Physical Therapy (IAVRT). Sarah is also a member of the Northland chapter of American College of Sports Medicine (ACSM) and the National Strength and Conditioning Association (NSCA). Additionally, Sarah is currently pursuing a human physical therapy degree.

Enclosed are documents demonstrating that both Heather and Sarah graduated from a Veterinary Technician program, are certified in the state of Wisconsin and have also completed the Rehabilitation program at the Healing Oasis Wellness Center. Also enclosed are affidavits from veterinarians who support Pawsitively animal rehabilitation and are already recommending or plan to recommend Pawsitively Animal Rehabilitation to their current clients.

If you have any questions please call Heather Mann at 715-450-0705 or Sarah Reischel at 715-933-1194. Both can be reached by email [pawsitivelyanimalrehab@gmail.com](mailto:pawsitivelyanimalrehab@gmail.com).

Thank you for your time and consideration.

Sincerely,



Heather Mann CVT, CVMRT



Sarah Reischel CVT, CVMRT

Enclosures



941 24 1/2 Street  
Chetek, WI  
54728

Phone: 715-859-6650  
Fax: 1-888-797-0072  
E-mail: [animalhospitalofchetek@gmail.com](mailto:animalhospitalofchetek@gmail.com)  
Web: [www.animalhospitalchetek.com](http://www.animalhospitalchetek.com)

Dr. Kamran Khan

## Animal Hospital of Chetek

Dr. Michael Kuchevar

To whom it may concern:

I am writing this letter on behalf of Heather Mann and Sarah Reschel, the owners of Pawsitively Animal Rehabilitation. The reason for this letter remains somewhat unclear to me as it is self-evident that Pawsitively provides excellent rehabilitation therapy for all their clients. But as Heather and Sarah have explained they want to be proactive in showing the Wisconsin Veterinary Medical Association Executive Board that they are certified veterinary technicians (by the state of Wisconsin) with specialty credentials in rehabilitation providing veterinary rehabilitation services only when prescribed by a veterinarian.

They have an unwarranted fear that what they do may be misconstrued as practicing veterinary medicine without a license. This could not be further from the truth. Heather and Sarah have both worked at my practice and I have referred cases to them, seeing firsthand how they interact with clients and veterinarians.

While working at my practice they have never once diagnosed or prescribed a therapy, even when it was painfully obvious they could have. They have always adhered to the defined role of CVT and have only carried out rehabilitation therapy when my associates or I have prescribed it. Furthermore they give updates on my patients while maintaining proper medical records of the work they do. During these updates we have further discussed therapy and goals, and again they have always followed what the DVM prescribes.

I still find this letter unnecessary as both Heather and Sarah are exemplary certified veterinary technicians who in no way shape or form would ever be in a position where they would be accused of practicing veterinary medicine without a license.

Heather and Sarah are providing a much needed service in the area, and I would hope that whatever clarification they are seeking in regards to their place within the Wisconsin Veterinary Practice Act is granted. You can rest assured they will work to make Wisconsin a better place for all pets in need of rehabilitation services.

Please feel free to contact me if further information is required,

Kamran Khan, DVM

7-19-2015

Animal Hospital of Chetek

715-859-6650

Voyaging Vet & Tech Services, LLC  
110 S. Culver St.  
Chippewa Falls, WI 54729

Wisconsin Veterinary Medical Association Executive Board  
4610 S. Biltmore Lane, Suite 107  
Madison, WI 53718

December 9, 2015

Dear Members of the Wisconsin Veterinary Board:

My name is Dr. Erin Weiss, and I am the veterinarian in Voyaging Vet & Tech Services, LLC. VVTS is a mobile small animal housecall veterinary service, based in the Chippewa Falls/Eau Claire area. We offer wellness care, internal medicine, hospice, and home euthanasia for our clients.

I have known Heather Mann for over 5 years, and worked directly with her for 3. I first met Heather when I was an instructor at Globe University- Eau Claire. Although I never had the pleasure of being her teacher, I did get to know her well in her role as student worker; doing filing, cleaning, and organizing the department. At that time, I also worked part-time at the Animal Wellness Center of Buffalo Valley, in Mondovi, WI. I was very excited when, about a year after her graduation, Heather applied for a CVT position there, as well. I worked closely with Heather there, in the small animal department. She was my primary CVT – performing anesthesia while I did surgery, checking in all my medical appointments, and caring for my patients in general.

Now, with Voyaging Vet & Tech Services, I frequently see patients that are elderly animals, often severely arthritic, that cannot get to their regular veterinarian. I regularly refer these patients to Pawsitively Animal Rehabilitation, as part of my pain management protocol. I can prescribe pain medications, but the massage, stretching exercises, TENS unit, and other modalities that Pawsitively Animal Rehabilitation provides are also a vital part of keeping that animal moving as well as it can. VVTS sees an average of 15-20 animals a week, and I hand out Pawsitively Animal Rehabilitation cards a minimum of once or twice a week.

I find Heather and Sarah easy to work with, and our clients adore them. Their referral form is thorough, professional, and easy to fill out. They keep me up-to-date on our mutual clients; informing me of any changes they feel are significant. I would highly recommend Pawsitively Animal Rehabilitation to anyone who asks me.

Sincerely,



Erin M. Weiss, DVM  
Voyaging Vet & Tech Services, LLC



To Whom It May Concern:

Heather Mann has been providing such excellent massage rehabilitation therapy in our home for our 14+ year-old yellow lab, "Lady," from November 14, 2014 to the present that I offered to write a letter of recommendation for Heather and her services. In general, Lady suffers from developmental arthritis and she suffered at least a partial tear to her cranial cruciate ligament (CCL). Lady also has some if not substantial hearing loss and there appears to be some occasional indication of canine dementia as well.

Heather has provided her services in consultation with and under supervision from Dr. Erin Weiss of Voyaging Vet and Tech Services in the area of Eau Claire, Wisconsin. As is the case for Heather's services, Dr. Weiss also makes home visits, and indeed, only home visits. The in-home service has been necessary and very much appreciated because of Lady's inability to climb into a car, where she would now have great discomfort riding anyway.

During her visits, Heather demonstrates an incredible combination of caring, observation, knowledge, application, communication, patience, and more. Lady responds very positively to Heather. Lady trusts her and is impressively calmed by her. Heather reads Lady's behaviors and temperaments remarkably well.

Heather has an amazing blend of firmness and gentleness — firmness in the sense of having a strong control of Lady without hesitancy or faltering and gentleness in the sense of Lady being relaxed, comfortable, and trusting with Heather. Indeed, upon Heather's arrival at our driveway, Lady becomes alert in the sense of looking forward to Heather's walking through the door.

While she attends to Lady, Heather also thoughtfully and clearly explains to Ruth and me what she is doing along with how and why she is doing it. This is not to suggest, though, that Heather imposes any of this. To the contrary, this conversation occurs because we sit with Heather out of our own interest and concern, whereas other pet owners might well choose to leave Heather alone with their pets. For our part, we especially value and appreciate Heather's combination of personableness and professionalism.


Heather is very clearly at the forefront of standards and developments in the animal rehabilitation profession. Beyond her own professional credentials, for example, she has sought clarification of statutes from the Wisconsin Veterinary Medical Association to be certain that her Pawsitively Animal Rehabilitation is not only in compliance but provides the highest quality services possible. Her active memberships in the Wisconsin Veterinary Technicians Association (WVTA), American Animal Hospital Association (AAHA) practice team, American Association of Equine Veterinary Technicians (AAEVT), and American Association of Rehabilitation Veterinary Technicians (AARVT) further illustrate her professional commitment and dedication.

Heather has been prompt in her arrival at our house. She has made herself accessible to us in case our needs and schedule should change, and she has called to let us know on the very rare occasions when she would be delayed in her arrival, by even just a half hour or so, because of any unforeseen circumstances.

She keeps notes to share with Dr. Weiss and writes notes for us as well on her invoices. Heather's record-keeping and billing have been very clear and informative for us. We can most enthusiastically recommend Heather's services to others seeking animal rehabilitation.

Mike & Ruth Lindsay  
November 25, 2015

State of



Wisconsin

# Department of Regulation and Licensing Veterinary Examining Board


Whereby certifies that  
**HEATHER J MANN**

was granted a certificate to practice as a  
**VETERINARY TECHNICIAN**

in the State of Wisconsin in accordance with Wisconsin law  
on the 12th day of April, 2011

The authority granted herein must be renewed each biennium by the granting authority.

In witness thereof, the State of Wisconsin  
Veterinary Examining Board  
has caused this certificate to be issued under  
the seal of the Department of Regulation and Licensing



This license issued this 12th day of April, 2011.

DRL Secretary

Chairperson

Secretary



Be it known that  
The Healing Oasis Wellness Center  
and its faculty has granted to:

**Heather J. Mann, CVT**

**CERTIFICATION IN**

**VETERINARY MASSAGE AND  
REHABILITATION THERAPY**

In recognition of successful completion of  
One Hundred and Thirty Eight hours of classroom  
and clinical requirements imposed by this Institution and the  
Educational Approval Board of the State of Wisconsin  
for this Approved Post Graduate Program

August 1<sup>st</sup>, 2013


*Michelle J. Rivera*

Michelle J. Rivera, MT, VDT

*Pedro Luis Rivera DVM*

Pedro Luis Rivera, DVM, FACFN

State of



Wisconsin

**Department of Regulation and Licensing**  
**Veterinary Examining Board**

*Hereby certifies that*

**SARAH J REISCHEL**

*was granted a certificate to practice as a*  
**VETERINARY TECHNICIAN**

*in the State of Wisconsin in accordance with Wisconsin law*

*on the 4th day of October, 2010*

*The authority granted herein must be renewed each biennium by the granting authority.*

*In witness thereof, the State of Wisconsin*


*Veterinary Examining Board*

*has caused this certificate to be issued under*


*the seal of the Department of Regulation and Licensing*

*[Signature]*  
Chairperson

*[Signature]*  
Secretary



*This license issued this 4th day of October, 2010.*



Be it known that  
The Healing Oasis Wellness Center  
and its faculty has granted to:

**Sarah J. Reischel, CVT**

**CERTIFICATION IN  
VETERINARY MASSAGE AND  
REHABILITATION THERAPY**

In recognition of successful completion of  
One Hundred and Thirty Eight hours of classroom  
and clinical requirements imposed by this Institution and the  
Educational Approval Board of the State of Wisconsin  
for this Approved Post Graduate Program

August 1<sup>st</sup>, 2013

*Michelle J. Rivers*

Michelle J. Rivera, MT, VDT

*Pedro Luis Rivera DVM*

Pedro Luis Rivera, DVM, FACFN



Department of Animal and Food Science • College of Agriculture, Food and Environmental Sciences  
715-425-3704 • Fax 715-425-3785

April 05, 2016

To Members of the Wisconsin Veterinary Examining Board:

My name is Beth Rausch. I am an assistant professor in the Department of Animal Science at UW-River Falls, and am the lead faculty of the Companion Animal program in this department. I am also a practicing veterinarian, licensed in WI(4557) and in MN (3406). Thank you for considering my question.

I am encountering a growing number of students in our program asking about the practice of canine massage therapy, specifically "canine sports massage" or "CSM" as they call it. Typically, the students envision operation of an animal care business offering multiple services: grooming, boarding, training and "canine sports massage". It is this last component that is a grey area for me when they ask the question, "Is this legal or do I need to be a veterinarian or working for a veterinarian with respect to massage therapy?"

When advising these students, it would be helpful to have *specific language in terms of what does and what doesn't require veterinary licensing OR veterinary supervision when offering canine massage therapy*. For example, may they employ terms such as "therapeutic massage"? Can they offer "prevention of injury / further injury" through canine massage? May they tout specific health benefits of massage, such as "stimulate lymphatic system", "encourage healing", and "prevent adhesions"?

Thank you for your effort in offering clarification to the Scope of Veterinary Practice regarding canine massage therapy.

Sincerely,

Beth Rausch DVM MPH  
Assistant Professor  
Department of Animal and Food Science  
College of Agriculture, Food and Environmental Sciences  
318 Agricultural Science Building  
410 S. 3<sup>rd</sup> Street, River Falls, WI 54022  
phone: (715)425-3704  
email: beth.rausch@uwrf.edu



# MAGNETIC THERAPY IN VETERINARY PRACTICE

## **What is magnetic therapy?**

Magnetic therapy, more accurately termed magnetic field therapy, is the use of magnetic fields, generated by either permanent magnets or pulsed electromagnetic fields, for treatment of medical conditions. Magnets used for treatment purposes come in many different sizes and strengths, and duration of treatment varies with the type of magnet and condition being treated. Permanent magnets come in strips, bars, and beads, and are often taped or glued to specific areas of the body for prolonged periods of time. With pulsed electromagnetic field (PEMF) therapy, defined pulses of electromagnetic energy are delivered to the affected area in a series of treatments that each last up to an hour.

## **What is the history of magnetic therapy in veterinary medicine?**

The use of magnets as a medical treatment was documented in China in 2000BC, and references to its use can be found in the early cultures of India, Egypt and Greece. Magnetic medicine continued to be explored through the ages, and the recognition of the presence of ions in cellular tissues and fluids provided a possible scientific explanation for the action of magnetic fields on living organisms. Magnetic therapy fell out of favor in the early twentieth century, as medical research became focused on drug-based therapies and biochemistry.

In recent decades, permanent magnets have begun to be used widely in Japan, while in Germany low frequency PEMF therapy has become a popular form of treatment in both humans and animals. With technologic advances, equipment is becoming smaller, lighter, and less costly, making its application to a wider range of species more practical.

## **On which species of animals is magnetic therapy practiced regularly?**

Magnetic field therapy has been used for clinical treatment of horses for several decades. Since the size of the patient determines the size of the magnetic field needed for tissue penetration, the original PEMF equipment was inappropriate for use in small animals. Improvements in technology have resulted in a relatively recent expansion into small animal and ruminant practice.

## **Who practices veterinary magnetic therapy and do I need a referral?**

Permanent magnets can be purchased by the layperson in the form of magnetic strips, beads, wraps, harnesses and pet beds. Some specialized magnetic devices are only available through veterinary practitioners, including leg wraps, boots, and blankets. Permanent magnets can be difficult to keep in place on animals. PEMF equipment is only available by prescription and can be administered by a veterinarian or by a trained therapist under the direct supervision of a veterinarian in accordance with state or provincial veterinary acts. In some circumstances, referral may be required.

---

**From:** Young, Kathryn M - DATCP  
**Sent:** Friday, February 05, 2016 2:59 PM  
**To:** Tompach, Matthew C - DATCP <[Matthew.Tompach@wisconsin.gov](mailto:Matthew.Tompach@wisconsin.gov)>  
**Cc:** Ballweg, Sally - DATCP <[Sally.Ballweg@wisconsin.gov](mailto:Sally.Ballweg@wisconsin.gov)>  
**Subject:** VEB question for a PEMF Certified Practitioner

Looking to become a PEMF Certified Practitioner – through one of two schools; Life Pulse and Magna Tech. She would like to start a business using a portable unit and visiting farms. She would like to know what type of licensing she would need with the state in order to do this. If someone can call her back, it would be greatly appreciated. Thank you!

Amanda Nora – 920-253-8685

Thank you,

*Kathryn*

Kathryn M. Young  
Program Assistant Supervisor  
DATCP - DFS-VEB Licensing  
2811 Agriculture Drive  
Madison, WI 53708-8911  
608-224-4708  
[kathryn.young@wi.gov](mailto:kathryn.young@wi.gov)



Original Message-----

From: Alissa Kielpikowski [<mailto:kielpikowskia@gmail.com>]

Sent: Thursday, April 14, 2016 4:55 PM

To: DATCP VEB <[datcpveb@wisconsin.gov](mailto:datcpveb@wisconsin.gov)>

Subject: Scrotal Castrations in Dogs

Hello,

My name is Alissa Kielpikowski and I am a shelter veterinarian at Safe Harbor Humane Society in Kenosha, WI. I recently went to training in Asheville, NC with Humane Alliance. While there, I was taught and practiced performing scrotal castrations in all male dogs. This is done routinely at Humane Alliance, and a study was performed (please see attached paper) that showed a similar to minimal complication rate when compared with pre-scrotal castrations. I am writing to see if this would be standard of care in Wisconsin. From my training I've observed the dogs recovering well from the scrotal castrations, and have found them to take a significantly shorter time to perform. If this is the incorrect email/form of contact regarding this matter, please let me know.

I appreciate your time and consideration.

Thank you,

Dr. Alissa Kielpikowski  
Safe Harbor Humane Society  
Shelter Veterinarian



Published on Drupal

[Home](#) > Scrotal castration versus prescrotal castration in dogs

## Scrotal castration versus prescrotal castration in dogs

Is the scrotal castration technique as safe and efficient as the commonly taught prescrotal technique? The results of this study might surprise you.



May 06, 2015

By [Kimberly Woodruff, DVM, MS](#), [Philip A. Bushby, DVM, DACVS](#), [Karla Rigdon-Brestle, DVM](#), [Robert Wills, DVM, PhD, DACVPM](#), [Carla Huston, DVM, MS, DACVPM](#)  
VETERINARY MEDICINE

For many years, the prescrotal technique has been taught as the only acceptable method of canine castration.<sup>1</sup> However, scrotal castration has gained popularity in recent years as a safe alternative to the prescrotal technique. First described in 1974,<sup>2</sup> this technique may offer the advantage of reducing surgical time while not increasing complication rates over the traditional prescrotal approach.

The scrotal technique has been described as an accepted method for pediatric canine castrations.<sup>1</sup> It is becoming widely accepted for adult canine castrations by veterinary surgeons in high-volume spay-neuter clinics, which often have limited resources and many animals to sterilize.<sup>3</sup> Procedures that reduce anesthetic time and expedite the surgical procedure by even a few minutes can be of tremendous benefit to these programs.

Although numerous clinics perform the scrotal technique, to our knowledge, there is no published research documenting its complication rate or comparing complications between the scrotal and prescrotal techniques. Our study was conducted to compare complication rates and surgical efficiency between the two castration techniques in male dogs more than 6 months old. We wanted to evaluate the hypothesis that there are no differences in complication rates between the two techniques.

### COMPLICATIONS

Orchiectomy, like all surgeries, carries risks of complication. While there is a perception that scrotal castration in adult dogs is more prone to complications than prescrotal castration is, limited data are available comparing complication rates of scrotal and prescrotal canine castrations. Data are difficult to obtain because complications and degree of detail of records vary by practitioner.<sup>4,5</sup> Additionally, some minor complications occur at home and may go unnoticed or unreported by owners. Complication rates after prescrotal castrations have been reported to range from 0% to 32%, with the incidence of complications often considered to be lower in younger patients.<sup>4,6</sup>

Complications of both prescrotal and scrotal techniques include dehiscence, scrotal swelling, hemorrhage, subcutaneous bruising, scrotal hematoma and self-trauma to the surgical site. Dogs with minor complications may need no intervention, while others may require veterinary care. In one study of 218 animals, seven dogs and two cats developed scrotal hematoma after castration.<sup>3,7</sup> Dogs with severe scrotal hematoma may experience necrosis of the scrotal skin, necessitating a scrotal ablation.<sup>7</sup>

In the past, scrotal castrations have been discouraged because male dogs are considered to be scrotal conscious.<sup>8</sup> The accepted thought has been that disturbing the scrotal skin will cause excessive self-mutilation by the patient, most likely because of irritation caused by skin sutures.<sup>3</sup> For this reason, several studies have discouraged clipping or prepping the scrotum at all and have recommended draping the scrotum out of the surgical field.<sup>8</sup> The potential for self-mutilation has been given as the reason to avoid performing scrotal castrations, despite the fact that there is no reported scientific evidence supporting this conclusion.<sup>3</sup>

Recently, advances have been made in surgical and diagnostic procedures, especially in human medicine, toward less invasive techniques. These advances have led to reduced morbidity and wound contamination as well as less pain and shorter patient recovery periods.<sup>9</sup> While this practice is developing at a slower rate in veterinary medicine, there are ongoing efforts to make common procedures less invasive. The scrotal technique, although not well-documented, is considered by many veterinarians working at high-quality high-volume spay-and-neuter clinics to be quicker and less invasive than the traditional prescrotal approach.<sup>3</sup>

## **METHODOLOGY**

Dogs for this study were selected from five shelters serviced by the Mississippi State University (MSU) mobile surgical unit and from all dogs presented for castration to Humane Alliance (HA) in Asheville, North Carolina. All dogs were healthy males more than 6 months old. Dogs with signs of disease or cryptorchidism were excluded from the study. The dogs were randomly allocated by a coin toss into two treatment groups, scrotal castration and prescrotal castration. Both groups of dogs were tattooed after surgery to identify the procedure performed.

Time efficiency was recorded for the procedures done by the MSU surgeons. Efficiency was measured in minutes of surgical time, starting when the surgeon made the incision and concluding after the last suture was placed. The duration of each surgery was recorded by a veterinary assistant present in the surgery suite. No data on the duration of surgery were recorded at HA.

### Surgical preparation

Dogs were anesthetized with butorphanol (0.35 mg/kg), ketamine (3.5 mg/kg), and dexmedetomidine (17.5 µg/kg) given as an intravenous mixture. Before surgery, each dog was given a subcutaneous injection of carprofen (4.4 mg/kg) for pain control.

For both procedures, the surgical area, including the scrotum and prescrotal area, was clipped and prepared with chlorhexidine scrub, and the surgical area was covered with a clean, chlorhexidine-soaked surgical sponge. The dog was then moved to the surgical suite and placed in dorsal recumbency. The clean surgical sponge was removed, and the surgical site was aseptically draped. There were no differences in surgical prep between the two techniques (*Figures 1A & 1B*).



1A. A dog aseptically prepared for scrotal castration. There were no differences in surgical preparation between the two techniques.





1B. A dog prepped for prescrotal castration.

#### **Prescrotal incision technique**

For those dogs undergoing the prescrotal incision technique, a No. 15 scalpel blade on a No. 2 Bard-Parker handle was used to incise the prescrotal skin. The incision was made just cranial to the scrotum and continued cranially 2 to 5 cm, depending on the dog's size, until the incision was of sufficient length to allow the testicles to be exteriorized (*Figure 2*). The parietal tunic was left intact.



The prescrotal incision was made just cranial to the scrotum and continued cranially 2 to 5 cm, depending on the dog's size, until the incision was of sufficient length to allow



the testicles to be exteriorized.

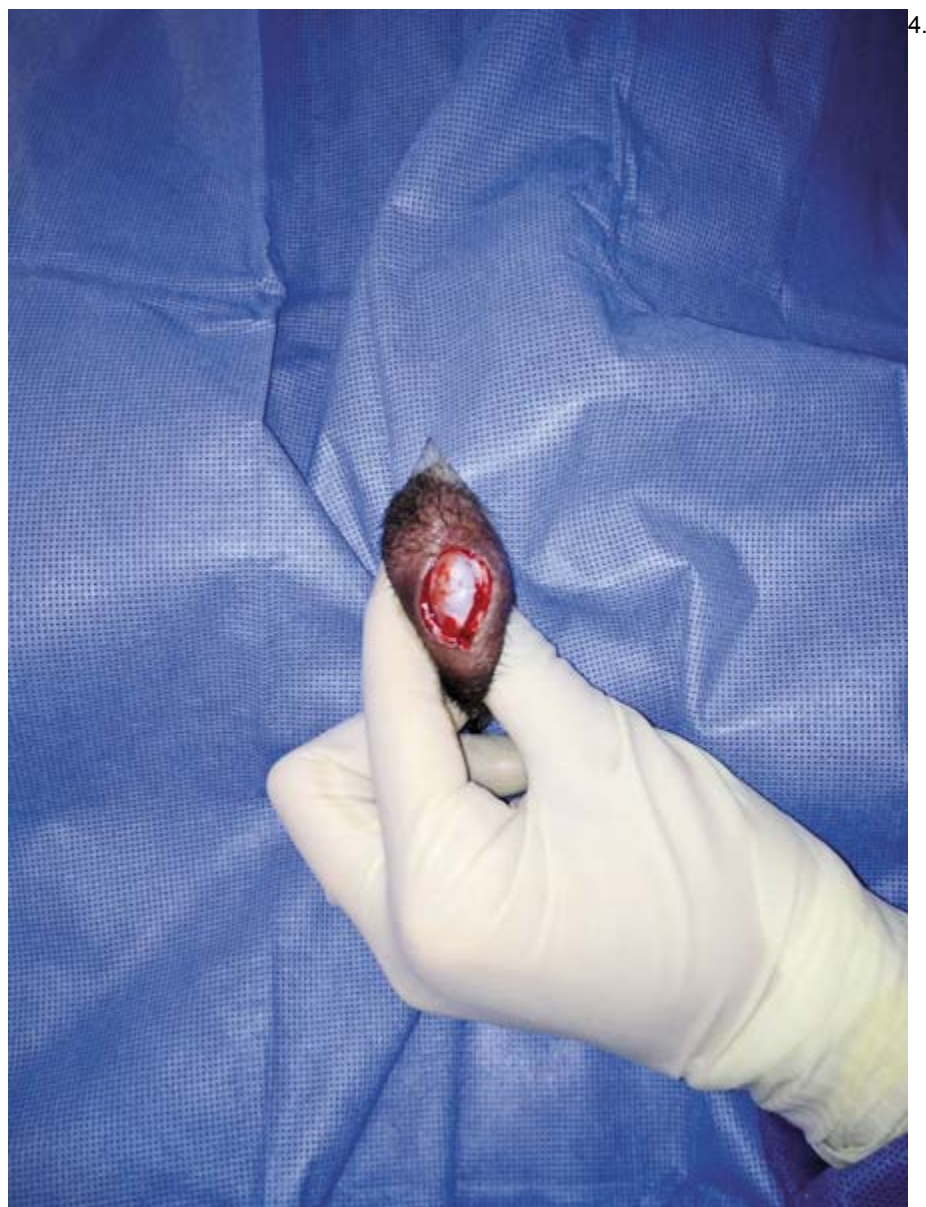
The first testicle was delivered through the prescrotal incision; fascia was stripped from the spermatic cord to allow the testicle and spermatic cord to be fully exteriorized for a closed castration technique. Two curved Kelly hemostats were used to crush the tissues of the spermatic cord proximal to the testicle. The spermatic cord was transected distal to the second hemostat with a No. 15 scalpel blade. The most proximal hemostat was removed, and ligature of 2-0 polyglactin 910 (Vicryl—Ethicon) suture was secured with a Miller's knot in the area previously crushed by the hemostat.

The remaining hemostat was subsequently removed, and the remainder of the spermatic cord was placed back into the incision after checking for hemorrhage. The procedure was repeated for the second testicle. The incision was closed with 2-0 polyglactin 910 suture in an interrupted intradermal pattern (*Figure 3*).



3. The prescrotal incision was closed with 2-0 polyglactin 910 suture in an interrupted intradermal pattern.

### Scrotal technique



For the scrotal technique, the first testicle was delivered through a scrotal incision near the median raphe.

For the scrotal technique, a No. 15 scalpel blade on a No. 2 Bard-Parker handle was used to make a 2- to 5-cm incision in the scrotum (*Figure 4*). The first testicle was delivered through a scrotal incision near the median raphe, and a closed castration was performed as described for the prescrotal technique. The procedure was repeated for the second testicle using the same incision. A single subcutaneous suture was placed in the scrotal incision by using 2-0 polyglactin 910 suture (*Figure 5*).



5.

A single subcutaneous suture was placed in the scrotal incision by using 2-0 polyglactin 910 suture. Both groups of dogs were tattooed to identify the procedure performed.



## Postoperative monitoring

The dogs were placed in a cage or run and monitored during recovery. Dogs were ultimately returned to the shelter environment within two hours. Privately owned dogs were returned to their owners about 24 hours after surgery.

Dogs treated at MSU were monitored by shelter employees, while dogs treated at HA were monitored by individual owners. Whenever possible, the same individual assessed multiple dogs. All observers were given verbal and written instructions concerning proper observation and documentation of complications on a provided questionnaire (see [Castration postoperative assessment form](#)). Complications were defined as the presence and absence of hemorrhage (blood from the incision site), pain (vocalization on palpation of the incision site), self-trauma (licking, chewing or scratching at the incision), and swelling of the incision site or scrotum. Swelling was evaluated two, four, six, 24, 48 and 72 hours after surgery.

## Results

Four hundred thirty-seven dogs met the inclusion criteria for this study. The average weight of the dogs included was 37.5 lb (17 kg) and ranged from 6.6 to 132.3 lb (3 to 60 kg). The prescrotal approach was performed on 206 dogs, and 231 were castrated by using the scrotal approach. Surgeries were performed by nine licensed veterinarians. All veterinarians were proficient in high-quality high-volume spay-neuter techniques and had a minimum of four years of experience. No complications were noted during the surgical procedures.

For statistical purposes, the frequencies of complications were categorized by method and location ([Table 1](#)). The mean weights for dogs with or without complications are also presented in [Table 1](#). The results of the multivariable logistic regression analysis are listed in [Table 2](#). (See [Data assessment](#).)

It is interesting to note that 54 dogs (prescrotal = 34; scrotal = 20) were recorded as inflicting self-trauma through biting, licking or chewing their incisions ([Table 1](#)). The odds of self-trauma were 1.96 times greater ( $P = 0.04$ ) in dogs undergoing the prescrotal method than in those castrated by the scrotal method when adjusted for state and weight ([Table 2](#)).

The odds of hemorrhage (26.45), pain (8.11) or self-trauma (14.66) were significantly greater ( $P < 0.01$ ), when adjusted for method and weight, in dogs castrated at MSU than in those castrated at HA. The odds of hemorrhage, when adjusted for method and state, were 1.04 times greater ( $P = 0.02$ ) for each 1-kg increase in weight of the dog.

The odds of swelling from two to six hours after surgery were significantly greater ( $P < 0.01$ ), when adjusted for method and weight, in dogs castrated at MSU; however, the odds of swelling from 24 to 72 hours were significantly less ( $P \leq 0.04$ ) in dogs castrated at MSU.

Overall, dogs with prescrotal incisions had significantly higher incidence of self-trauma. These data are noteworthy considering the perception of scrotal consciousness in dogs and do not support the concern that a scrotal approach may increase the incidence of self-trauma.<sup>8</sup> Larger dogs had greater odds for hemorrhage, but that was found to be independent of method.

The length of surgery was recorded for cases at MSU. A significant difference ( $P < 0.01$ ) was recorded between the two procedures, with the average surgical time for the scrotal approach being 5.1 minutes and the average surgical time for the prescrotal approach being 3.6 minutes, which is about a 30% reduction in surgical time ([Table 3](#)). The difference in surgical time by surgical approach was consistent between the two MSU surgeons.

## DISCUSSION

Canine castration is one of the most common procedures performed in veterinary medicine, and the prescrotal surgical approach has traditionally been the most commonly taught method.<sup>1,6</sup> The emergence of high-quality high-volume spay-neuter organizations has increased the need for more efficient techniques. Consideration should be given to other possible approaches that may be as effective, safe and efficient as the long-accepted prescrotal castration. To our knowledge, this study was the first designed to evaluate the differences in complication rate and time efficiency between scrotal and prescrotal canine castration.

In this study, the complication rates of the prescrotal and scrotal techniques were similar, but the scrotal approach was faster and had lowered incidence of self-trauma.

In future studies, efforts should be made to eliminate or further minimize interobserver variability (see *Study limitations*). While swelling was tracked out to 72 hours after surgery, pain, self-trauma, and hemorrhage were recorded only in the 24 hours immediately following the patient's recovery from anesthesia. It may be useful to follow the incidence of pain, self-trauma, hemorrhage, incisional discharge and infection rates out to at least seven days.

## CONCLUSION

Scrotal castration was comparable with traditional prescrotal castration in terms of incidence of most postoperative complications. However, the scrotal method was associated with less self-trauma. Scrotal castration also offered an approximately 30% faster surgery time. Either surgical method may be safely and effectively performed in high-quality high-volume spay-neuter clinics.

Kimberly Woodruff, DVM, MS  
Philip A. Bushby, DVM, MS, DACVS  
Department of Clinical Sciences  
College of Veterinary Medicine  
Mississippi State University  
Mississippi State, MS 39762

Karla Rigdon-Brestle, DVM  
Humane Alliance  
25 Heritage Drive  
Asheville, NC 28806

Robert Wills, DVM, PhD, DACVPM  
Carla Huston, DVM, MS, DACVPM  
Department of Pathobiology and Population Medicine  
College of Veterinary Medicine  
Mississippi State University  
Mississippi State, MS 39762

## References

1. Fossum TW. Surgery of the reproductive and genital systems. In: *Small animal surgery*. 2nd ed. Philadelphia: Elsevier, 2002;619-620.
2. Archibald J. Male genital system. In: *Canine surgery*. 2nd ed. Santa Barbara, California: American Veterinary Publications, 1974;727-729.
3. Miller L, Zawistowski S. Efficient spay neuter techniques. In: *Shelter medicine for veterinarians and staff*. 2nd ed. Ames, Iowa: Wiley-Blackwell, 2013;635-637.
4. Pollari FL, Bonnett BN, Bamsey SC, et al. Postoperative complications of elective surgeries in dogs and cats determined by examining electronic and paper medical records. *J Am Vet Med Assoc* 1996;208:1882-1886.
5. Pollari FL, Bonnett BN. Evaluation of postoperative complications following elective surgeries of dogs and cats at private practices using computer records. *Can Vet J* 1996;37:672-678.

6. Kustritz MV. Determining the optimal age for gonadectomy of dogs and cats. *J Am Vet Med Assoc* 2007;231:1665-1675.

7. Adin CA. Complications of ovariectomy and orchiectomy in companion animals. *Vet Clin North Am Small Anim Pract* 2011;41:1023-1039.

8. Howe LM. Surgical methods of contraception and sterilization. *Theriogenology* 2006;66:500-509.

9. Parkinson TJ. Progress towards less invasive veterinary surgery. *Vet Rec* 2012;171:67-68.

© 2015 Advanstar Communications, Inc. All rights reserved. Reproduction in whole or in part is prohibited. Please send any technical comments or questions to our webmasters.

**Source URL:** <http://veterinarymedicine.dvm360.com/scrotal-castration-versus-prescrotal-castration-dogs>